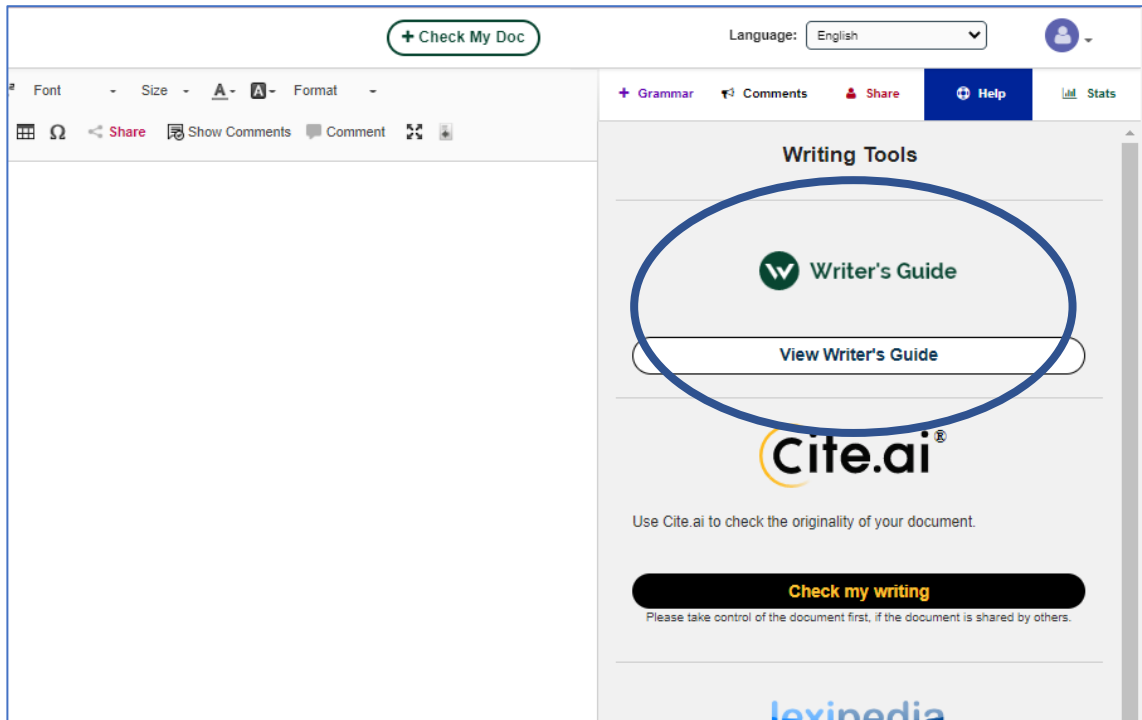


Navigating IntelliWriter™

Using the Revision Checklist

Revision Checklists are provided in the Writer's Guides.
Open the Writer's Guides and then select the type of writing you are working on.



Writing Help

ASU ENG101 Resources

- Guide to Using IntelliWriter Resources in ASU ENG101
- The Art of Rhetoric
- APA Working Paper Template Download

[View Details](#)

Essay Writing

- Essays: Getting Started
- Essays: Structure
- Narrative
- Informative/Expository
- Persuasive

[View Details](#)

Science

General Writing

- Step-by-Step Writing Process
- Writing for Your Audience
- Paragraphs: Structure
- Transitions
- Sentence Construction: Common Pitfalls
- The Art of Rhetoric

[View Details](#)

Humanities

- Abstract
- Analytical Essays
- Critical Reviews
- Historical Essays

[View Details](#)

Citation and Research

Navigating IntelliWriter™

Using the Revision Checklist

Scroll down the Guide to find the **Revision Checklist**. You will notice that the checklist is organized by the domains of Focus, Development, Organization, and Language/Style.

Revision Checklist: Analytical Essays ←

Focus/Purpose

Do you take a consistent position in your writing, and do you address counter-evidence?

- Present a coherent perspective on your issue.
- Include supporting evidence and counter-evidence. Counter-evidence, facts, quotations, and details should be included in addition to your supporting arguments. Address bad arguments before they can be made 'get ahead' of the competition or show that your position is flawed.
- **Refute** counter-evidence by showing why it is incorrect or why your claims are stronger.
- **Concede** counter-evidence by acknowledging its strength and how it undermines your claims. Then, suggest how your position is still stronger.
- Omit arguments and details that do not relate to your thesis or that is contrary to your thesis.

Development/Elaboration

Does your Introduction orient your reader to the topic and thesis?

- Provide context and background information.
- Catch the reader's attention.
- Avoid clichés, dictionary definitions, and overused phrases.
- Do not make your introduction too long.

Do you have an analytical thesis statement?

- Explicitly state what you are arguing.
- Order parts of your thesis statement to create flow and continuity between paragraphs.
- Make your thesis narrow enough to address the required number of pages.

Organization

Are each of your paragraphs structured to support your argument?

- State the main point of each paragraph in its topic sentence from your thesis and from the paragraph before.
- Each paragraph should focus on one aspect of your argument.
- Order evidence according to a consistent schedule.
- Use transition words and repetition of key words to create flow and continuity between paragraphs.

Are your argument and support presented in the order necessary for your reader to understand your argument?

Language/Style

Do you use proper grammar and an appropriately formal tone?

- Check your document for grammar errors. Think about what you mean to say, and carefully review the feedback offered by the grammar checker.
- Avoid slang, contractions, and abbreviations. If you must use abbreviations, spell out the word the first time and reference the abbreviation you will use.

Example: The United Nations (UN)

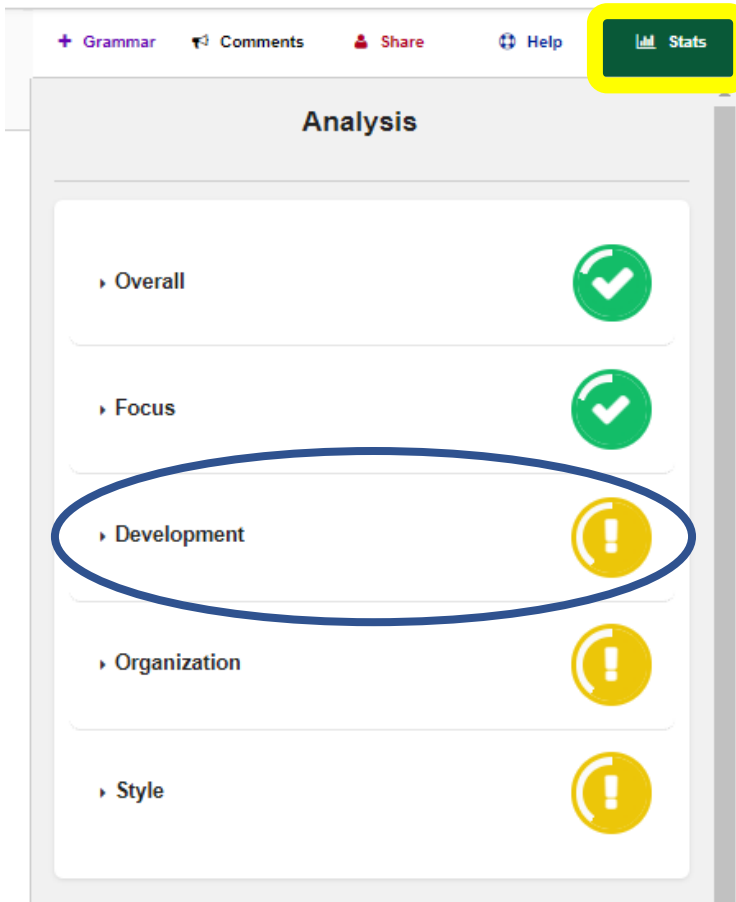
- Re-read your document to make sure grammar changes have not affected what you mean to say and that you have not created other structural problems.

Is your writing concise, direct, and objective?

Navigating IntelliWriter™

Using the Revision Checklist

Navigate to the Stats Tab. Your Stats Color-Coded “score” will guide you in your use of the revision checklist. Focus on the domains that were flagged in the stats column (Yellow or Red) and apply the action items in the revision checklist to your writing.



Development/Elaboration

Does your Introduction orient your reader to the topic and thesis?

- Provide context and background for your essay.
- Catch the reader's attention with an interesting introduction, but do not be overly sensationalistic or general.
- Avoid cliches, dictionary definitions, and overly broad phrases like *throughout history*.
- Do not make your introduction longer than roughly 20% of your total paper length.

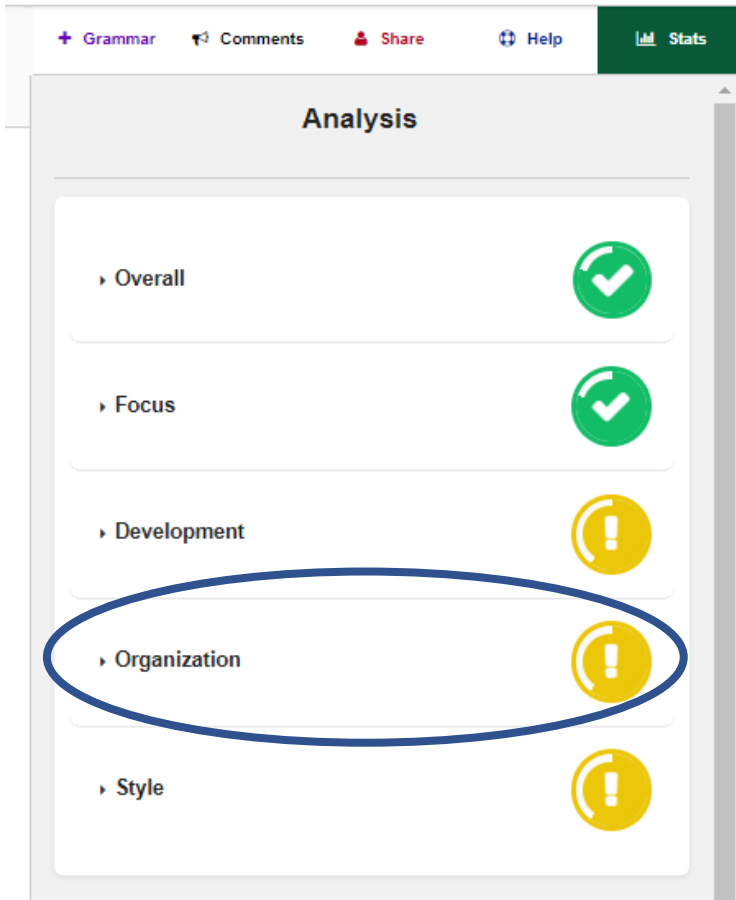
Do you have an analytical, strongly worded Thesis at the end of your Introduction?

- Explicitly state what you are going to argue and how you will support it in your thesis statement.
- Order parts of your thesis in the same order you will address them in your essay.
- Make your thesis narrow and specific enough that you can cover each of its assertions in depth in your required number of pages.

Navigating IntelliWriter™

Using the Revision Checklist

Navigate to the Stats Tab. Your Stats Color-Coded “score” will guide you in your use of the revision checklist. Focus on the domains that were flagged in the stats column (Yellow or Red) and apply the action items in the revision checklist to your writing.



Organization

Are each of your paragraphs structured coherently and logically, fitting smoothly into your argument?

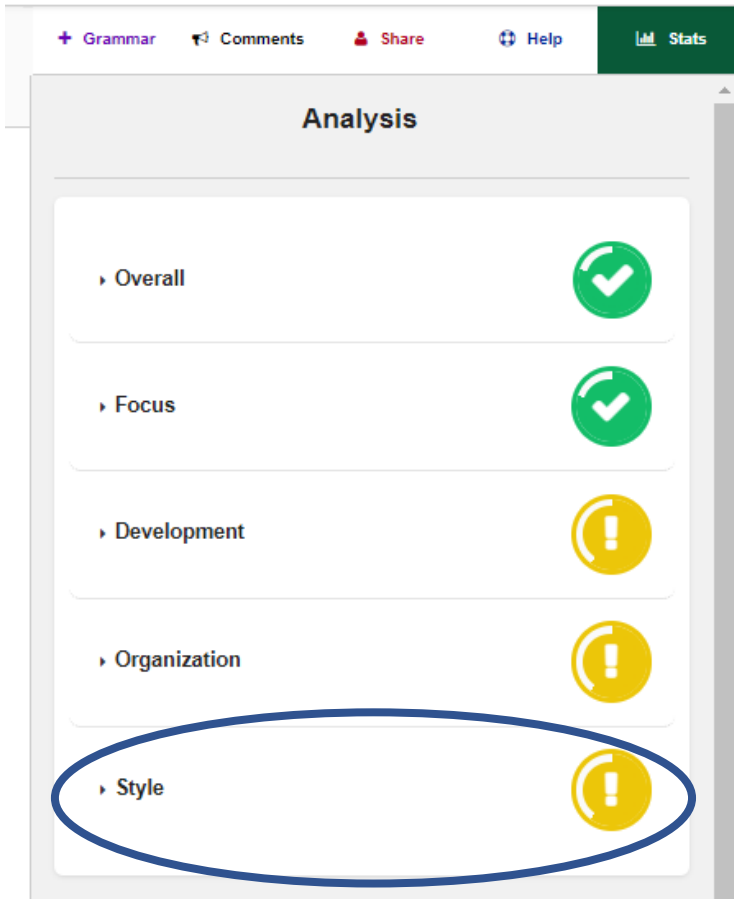
- State the main point of each paragraph in its first sentence. Each topic sentence should logically follow from your thesis and from the paragraph before.
- Each paragraph should focus on one aspect of an argument and develop it fully.
- Order evidence according to a consistent scheme, such as by order of importance or validity.
- Use transition words and repetition of key words to create flow and continuity between paragraphs.

Are your argument and support presented in the order necessary for your reader to understand your argument?

Navigating IntelliWriter™

Using the Revision Checklist

Navigate to the Stats Tab. Your Stats Color-Coded “score” will guide you in your use of the revision checklist. Focus on the domains that were flagged in the stats column (Yellow or Red) and apply the action items in the revision checklist to your writing.



Language/Style

Do you use proper grammar and an appropriately formal tone?

- Check your document for grammar errors. Think about what you mean to say, and carefully consider the feedback offered by the grammar checker.
- Avoid slang, contractions, and abbreviations. If you must use abbreviations, spell out the whole word the first time and reference the abbreviation you will use.

Example: The United Nations (UN)





- Re-read your document to make sure grammar changes have not affected what you meant to say or created other structural problems.

Is your writing concise, direct, and objective?

Navigating IntelliWriter™

Using the Revision Checklist

As you revise your writing using the checklist as your guide, your stats color coded “score” will also change. Your goal is to get all the domains “in the green”

Analysis	
› Overall	
› Focus	
› Development	
› Organization	
› Style	