

IntelliWriter Tool for Brightspace

IntelliWriter can be added as an LTI 1.3/Advantage Tool to your Brightspace environment.

The setup process consists of three steps:

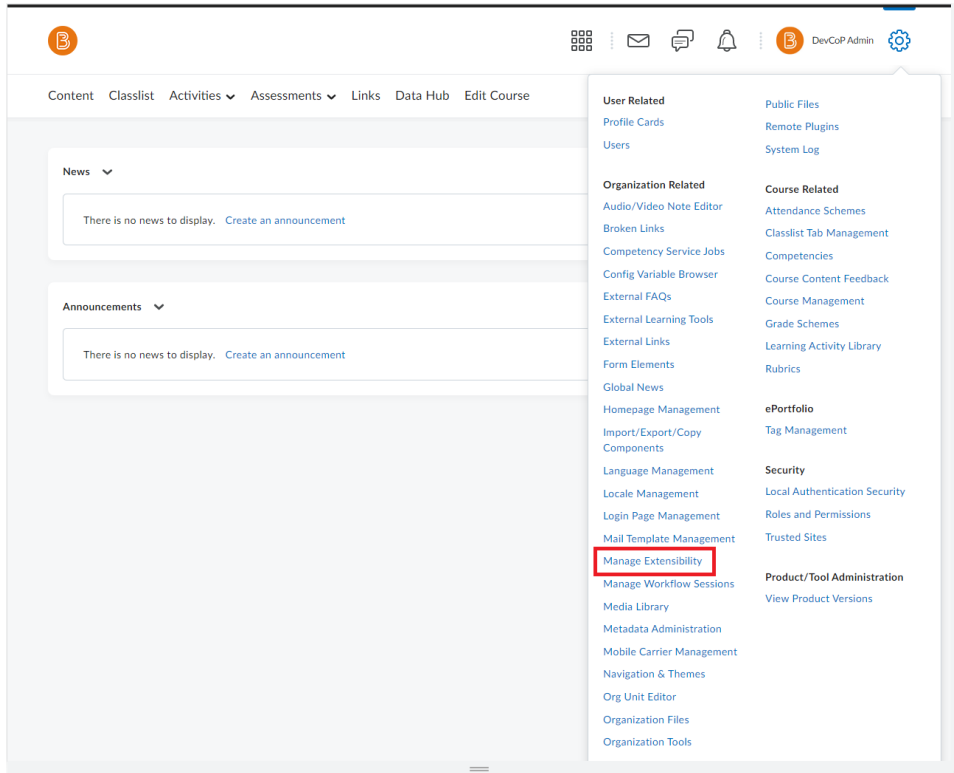
- Step 1: Register IntelliWriter as a Brightspace Tool and *send the Registration Details to us*.
- Step 2: Deploy the IntelliWriter tool to one or more Organization Units.
- Step 3: Make IntelliWriter available to your Courses.

Need Assistance? Contact support@intelliwriter.com

Step 1: Register IntelliWriter as a Brightspace Tool.

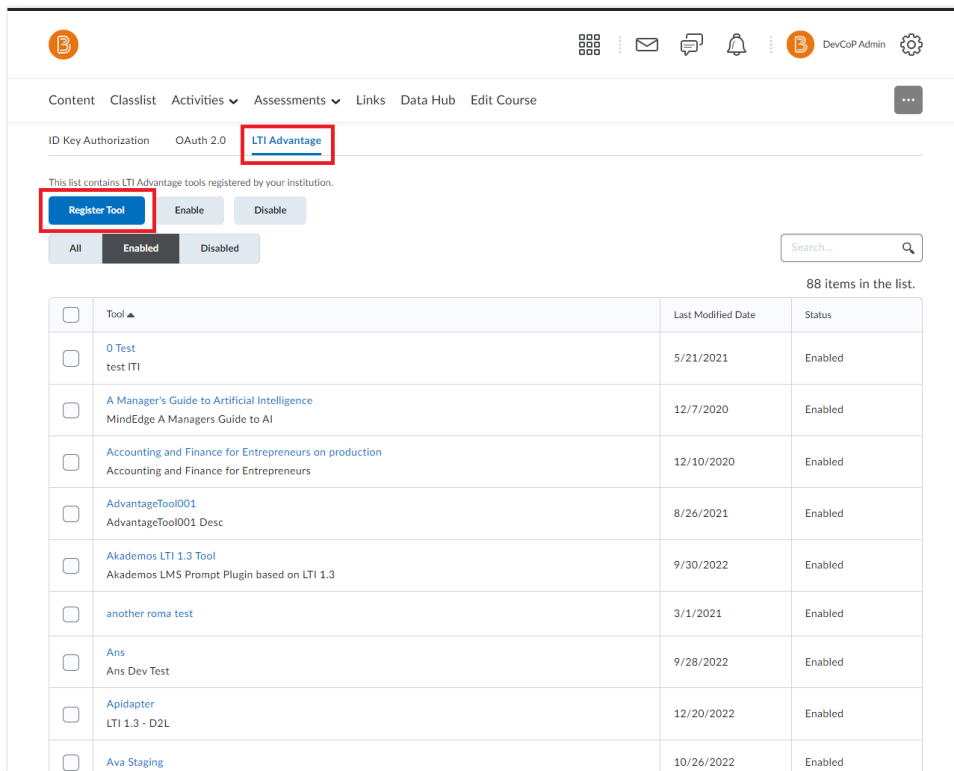
1. Signed in as a Brightspace Administrator Account, navigate to **Admin Tools** by clicking the cog icon in the top right. A list of options will appear. Click the **Manage Extensibility** link under the **Organization Related** section.
2. Click the **LTI Advantage** tab, and then the **Register Tool** button.
3. Choose the **Standard** registration option.
4. Enter the following information in the **Register a Tool** form.
 - **Name:** IntelliWriter
 - **Description:** IntelliWriter is a virtual writing coach.
 - **Domain:** <https://launch.intelliwriter.com>
 - **Redirect URLs:** <https://launch.intelliwriter.com/lti13/login>
 - **OpenID Connect Login URL:** https://launch.intelliwriter.com/lti13/login_initiation/brightspace
 - **Target Link URI:** <https://launch.intelliwriter.com/lti13/launch>
 - **Keyset URL:** <https://launch.intelliwriter.com/lti13/jwks.json>
 - **Substitution Parameters:**
 - course_id = \$CourseOffering.title
 - user_section_names = \$CourseSection.title
 - user_id = \$Person.sourcedId
5. Once the tool is registered, Brightspace will provide **Registration Details**. Please copy all items and email to support@intelliwriter.com as this information is required to complete the configuration on the IntelliWriter side.

Please note that the IntelliWriter integration will not be complete until the IntelliWriterTeam has configured your **Registration Details**.




A screenshot of the Brightspace Admin Console. The top navigation bar includes links for Content, Classlist, Activities, Assessments, Links, Data Hub, and Edit Course. A sidebar menu on the right lists various administrative functions. The 'Manage Extensibility' option is highlighted with a red box.







- User Related
 - Profile Cards
 - Users
- Organization Related
 - Audio/Video Note Editor
 - Broken Links
 - Competency Service Jobs
 - Config Variable Browser
 - External FAQs
 - External Learning Tools
 - External Links
 - Form Elements
 - Global News
 - Homepage Management
 - Import/Export/Copy Components
 - Language Management
 - Locale Management
 - Login Page Management
 - Mail Template Management
 - Manage Extensibility**
 - Manage Workflow Sessions
 - Media Library
 - Metadata Administration
 - Mobile Carrier Management
 - Navigation & Themes
 - Org Unit Editor
 - Organization Files
 - Organization Tools
- Public Files
 - Remote Plugins
 - System Log
- Course Related
 - Attendance Schemes
 - Classlist Tab Management
 - Competencies
 - Course Content Feedback
 - Course Management
 - Grade Schemes
 - Learning Activity Library
 - Rubrics
- ePortfolio
 - Tag Management
- Security
 - Local Authentication Security
 - Roles and Permissions
 - Trusted Sites
- Product/Tool Administration
 - View Product Versions



A screenshot of the Brightspace LTI Advantage Tools list. The 'LTI Advantage' tab is selected and highlighted with a red box. Below the tab, there is a 'Register Tool' button, also highlighted with a red box. The list shows 88 items, with a search bar and filters (All, Enabled, Disabled) at the top. The table below lists several tools with their names, last modified dates, and status.

Tool	Last Modified Date	Status
0 Test test ITI	5/21/2021	Enabled
A Manager's Guide to Artificial Intelligence MindEdge A Managers Guide to AI	12/7/2020	Enabled
Accounting and Finance for Entrepreneurs on production Accounting and Finance for Entrepreneurs	12/10/2020	Enabled
AdvantageTool001 AdvantageTool001 Desc	8/26/2021	Enabled
Akademios LTI 1.3 Tool Akademios LMS Prompt Plugin based on LTI 1.3	9/30/2022	Enabled
another roma test	3/1/2021	Enabled
Ans Ans Dev Test	9/28/2022	Enabled
Apidapter LTI 1.3 - D2L	12/20/2022	Enabled
Ava Staging	10/26/2022	Enabled





Content

Classlist

Activities

Assessments

Links

Data Hub

Edit Course

Register a Tool

How would you like to register your tool?
What is Dynamic vs. Standard Registration?







☒ Standard

☐ Dynamic

Register

Cancel

D2L BRIGHTSPACE



Content

Activities

Assessments

Links

Data Hub

Edit Course

Register a Tool

How would you like to register your tool?
What is Dynamic vs. Standard Registration?

☒ Standard

☐ Dynamic

Enabled

☒

Name *

IntelliWriter

Description

IntelliWriter is a virtual writing coach.

Domain *

https://launch.intelliwriter.com

Redirect URLs *

https://launch.intelliwriter.com/lti13/login

+ Add Redirect URL

OpenID Connect Login URL *

https://launch.intelliwriter.com/lti13/login_initiation/brightspace

Target Link URI

https://launch.intelliwriter.com/lti13/launch

Keyset URL

https://launch.intelliwriter.com/lti13/jwks.json

Extensions

Register

Cancel



https://launch.intelliwriter.com/lti13/login_initiation/brightspace

Target Link URI
https://launch.intelliwriter.com/lti13/launch

Keyset URL
https://launch.intelliwriter.com/lti13/jwks.json

Extensions
What are Extensions?
☐ Assignment and Grade Services
☐ Deep Linking
☐ Names and Role Provisioning Services

Roles
☒ Send Institution Role

Substitution Parameters
What are Substitution Parameters used for?

Name *	Value *	
course_id	\$CourseOffering.title	✕
user_section_names	\$CourseSection.title	✕
user_id	\$Person.sourcedid	✕

+ Add Substitution Parameter

Custom Parameters
What are Custom Parameters used for?

No items found.

+ Add Custom Parameter

Register Cancel

list Activities ▾ Assessments ▾ Links Data Hub Edit Course

ra Tool

to register your tool?
Standard Registration?

riculum search tool

s.com

Brightspace Registration Details

Client Id
ddff033e-6b06-4064-a820-af2d0a736969

Brightspace Keyset URL
https://devcop.brightspace.com/d2l/.well-known/jwks

Brightspace OAuth2 Access Token URL
https://auth.brightspace.com/core/connect/token

OpenID Connect Authentication Endpoint
https://devcop.brightspace.com/d2l/lti/authenticate

Brightspace OAuth2 Audience
https://api.brightspace.com/auth/token

Issuer
https://devcop.brightspace.com

View Deployments

Done

Step 2: Deploy the IntelliWriter tool to one or more Organization Units.

1. From either the **Creation** or **Edit Tool** screen, click on the **New Deployment** button.
2. Select **IntelliWriter** from the list of registered tools.
3. Enter "IntelliWriter" for **Name**.
4. Under **Security Settings** check **Org Unit Information** and **User Information**.

- Under **Configuration Settings** check **Open as External Resource**.
- Now click **Org Units** and select the desired organizational units you wish to allow to use the IntelliWriter tool. Note that you may check **This org unit and all descendants** to make the tool available to all child orgs.
- Finally, Brightspace will display the **Deployment Details**. Please copy the **Deployment ID** and share that along with the **Tool Registration Details** to support@intelliwriter.com.

Custom Parameters

What are Custom Parameters used for?

No items found.

+ Add Custom Parameter

Brightspace Registration Details

Client Id

ddff033e-6b06-4064-a820-af2d0a736969

Brightspace Keyset URL

https://devcop.brightspace.com/d21/.well-known/jwks

Brightspace OAuth2 Access Token URL

https://auth.brightspace.com/core/connect/token

OpenID Connect Authentication Endpoint

https://devcop.brightspace.com/d21/lti/authenticate

Brightspace OAuth2 Audience


https://api.brightspace.com/auth/token







Issuer

https://devcop.brightspace.com

View Deployments

Save and Close Save Cancel



Content

Classlist

Activities

Assessments

Links

Data Hub

Edit Course

External Learning Tools

Help

LTI Advantage

Manage Tool Links (Legacy)

Manage Tool Providers (Legacy)

Migration Log

You can now migrate from Legacy LTI

Learn More

New Deployment

Enable

Disable

All

Enabled

Disabled

Search...

No search results.

No items found.



Content Classlist Activities ▾ Assessments ▾ Links Data Hub Edit Course



Deploy Tool

Enabled



Auto Migrate Links



Tool *

IntelliWriter

Name *

IntelliWriter

Description

IntelliWriter is a virtual writing coach.

Extensions

What are Extensions?

- ☐ Assignment and Grade Services
- ☐ Deep Linking
- ☐ Names and Role Provisioning Services

Security Settings

Select the information to share with the tool:

- ☐ Anonymous
- ☐ Org Unit Information

Create Deployment Cancel

Names and Role Provisioning Services

Security Settings

Select the information to share with the tool:

- ☐ Anonymous
- ☒ Org Unit Information
- ☒ User Information
 - ☒ Name
 - ☒ First Name
 - ☒ Middle Name
 - ☒ Last Name
 - ☒ Email
 - ☒ User ID
 - ☒ Username
 - ☒ Org Defined Id
- ☐ Link Information
 - ☐ Title
 - ☐ Description
- ☐ Classlist including users not known to this deployment

Configuration Settings

- ☒ Open as External Resource
- ☐ Grades created by LTI will be included in Final Grade

Substitution Parameters

What are Substitution Parameters used for?

No items found.

Create Deployment Cancel



☒ User ID

☒ Username

☒ Org Defined Id

☐ Link Information

☐ Title

☐ Description

☐ Classlist including users not known to this deployment

Configuration Settings

☒ Open as External Resource

☐ Grades created by LTI will be included in Final Grade

Substitution Parameters

What are Substitution Parameters used for?

No items found.

+ Add Substitution Parameter

Custom Parameters

What are Custom Parameters used for?

No items found.

+ Add Custom Parameter

Make tool available to:

Add Org Units

The Organization: Developer Community of Practice

Create Deployment

Cancel

☒ Username

☒ Org Defined Id

☐ Link Information

☐ Title

☐ Description

☐ Classlist including users not known to this deployment

Configuration Settings

☒ Open as External Resource

☐ Grades created by LTI will be included in Final Grade

Substitution Parameters

What are Substitution Parameters used for?

No items found.

+ Add Substitution Parameter

Custom Parameters

What are Custom Parameters used for?

No items found.

+ Add Custom Parameter

Make tool available to:

Add Org Units

The Organization: Developer Community of Practice

The Course Offering: isseek 101

Create Deployment

Cancel

Add Org Units

Filter by Org Unit Type

Choose Org Unit Type

isseek 101

<input type="checkbox"/>	Name ▲ , Code	Type	Options
<input checked="" type="checkbox"/>	English 101, English 101	Course Offering	
<input checked="" type="checkbox"/>	English 102, English 102	Course Template	<div><input type="radio"/> This org unit</div> <div><input type="radio"/> All descendants</div> <div><input checked="" type="radio"/> This org unit and all descendants</div>

< 1 / 1 >

20 per page

Add

Cancel



☒ Username
☒ Org Defined Id
☐ Link Information
☐ Title
☐ Description
☐ Classlist including users not known to this deployment

Configuration Settings
☒ Open as External Resource
☐ Grades created by LTI will be included in Final Grade

Substitution Parameters
 What are Substitution Parameters used for?
 No items found.
[+ Add Substitution Parameter](#)

Custom Parameters
 What are Custom Parameters used for?
 No items found.
[+ Add Custom Parameter](#)

Make tool available to:
[Add Org Units](#)
 The Course Template: English 101, English 101
 Every Org Unit under the Course Template: English 101, English 101

[Create Deployment](#) [Cancel](#)

☒ Username
☒ Org Defined Id
☐ Link Information
☐ Title
☐ Description
☐ Classlist including users not known to this

Configuration Settings
☒ Open as External Resource
☐ Grades created by LTI will be included in F

Substitution Parameters
 What are Substitution Parameters used for?
 No items found.
[+ Add Substitution Parameter](#)

Custom Parameters
 What are Custom Parameters used for?
 No items found.
[+ Add Custom Parameter](#)

Make tool available to:
[Add Org Units](#)
 The Course Template: isseek_101, isseek_101
 Every Org Unit under the Course Template: isseek_101, isseek_101

[Create Deployment](#) [Cancel](#)

Brightspace Deployment Details
 Deployment Id
 90c2ef16-6034-4bd2-ba6e-b3cff450f6e1
[View Links](#)
[Done](#)



Step 3: Make IntelliWriter available to your Courses.

Deployment Level

A link created at the Deployment Level will be readily available to add to a Course as an Activity.

1. Click **View Links** from the View Deployments page.
2. Click **New Link** and enter the following information (you may name the link as you would like):
 - **Name:** IntelliWriter
 - **URL:** <https://launch.intelliwriter.com/lti13/launch>
3. Now that the link has been added, you may find it at the **Course** level by choosing an existing Module (or creating a new one). Click on **Existing Activities** and then **External Learning Tools**. Choose the link created previously.

☐ Classlist including users not known to this deployment ?

Configuration Settings

☒ Open as External Resource ?

☐ Grades created by LTI will be included in Final Grade ?

Substitution Parameters

What are Substitution Parameters used for?

No items found.

[+ Add Substitution Parameter](#)

Custom Parameters

What are Custom Parameters used for?

No items found.

[+ Add Custom Parameter](#)

Make tool available to:

[Add Org Units](#)

The Course Template: isseek_101, isseek_101 X

Every Org Unit under the Course Template: isseek_101, isseek_101 X

Brightspace Deployment Details

Deployment Id

90c2ef16-6034-4bd2-ba6e-b3cff450f6ed

[View Links](#)

[Save and Close](#)

[Save](#)

[Cancel](#)

Disable

Disabled

Q

No items found.

☒

IntelliWriter

<https://launch.intelliwriter.com/lti13/launch>

IntelliWriter is a virtual writing coach.

Basic Launch

What are Substitution Parameters used for?

No items found.

[+ Add Substitution Parameter](#)

What are Custom Parameters used for?

No items found

Save and Close

Save

Cancer

Search Topics

Overview

Bookmarks

Course Schedule

Table of Contents

Iseek Example

Add a module...

Demo Example

Add dates and restrictions...

Add a description...

New

Add Existing Activities

Bulk Edit

Cloud Lti Quiz Deep Link

Dev Embed Quiz Deep Link

Discussions

Dropbox

External Learning Tools

Google Drive

Media Library

MN-DEV-quicklink

OneDrive

osmo 4/19 plugin

Quizzes

Self Assessments

Surveys

Content

Classlist

Activities

Assessments

Links

Data Hub

Edit Course

Search Topics

Overview

Bookmarks

Course Schedule

Table of Contents

Iseek Example

Add a module...

Add Activity

Iseek

LTI Link

LTI Advantage Deployment

IntelliWriter

IntelliWriter

1

/ 1

200 per page

Create New LTI Link

Manage External Learning Tools

Cancel

The screenshot shows the Brightspace user interface. At the top, there's a navigation bar with 'English 101' and various icons. Below it, a 'Table of Contents' section lists 'IntelliWriter'. The main content area displays the 'IntelliWriter' external resource with an 'Open in New Window' button. Below this, the 'Activity Details' section shows a toggle for 'Visible' and a checkbox for 'Required: Manual'. The 'Completion Summary' section shows an 'Assessment' button labeled 'Add a grade item...'. At the bottom, it says 'Last Modified 12/27/2022 3:19 PM'.

IntelliWriter launches into a new window:

The screenshot shows the IntelliWriter application window. The main area is a text editor with a document titled 'Great Gatsby_Literary Analysis'. The text in the editor discusses 'The American Nightmare: Money's Hidden Curse' and mentions 'Jay Gatsby'. On the right side, there's a sidebar with various grammar and writing suggestions, including 'Clause concerns', 'Cliches', 'Punctuation concerns', 'Homonyms', and 'Adverbs or adjectives'. Each suggestion has an 'Ignore' button and a 'Show Comments' link.

Course Level

Follow these instructions to create a link directly at the Course Level.

1. Assuming the LTI Deployment has been shared with the Course (see **Org Unit** selection in Tool Deployment), you may click **Existing Activities** and then **External Learning Tools**.

2. Click **New Link** and enter the following information (you may name the link as you would like):
 - **Name:** IntelliWriter
 - **URL:** <https://launch.intelliwriter.com/lti13/launch>
 - **Tool:** Select "IntelliWriter."
3. Click **Create and Insert**.

The screenshot shows the Brightspace interface for a course titled "English 101". The left sidebar contains navigation options: Overview, Bookmarks, Course Schedule, and Table of Contents. The main content area is titled "Demo Course Level Example" and includes fields for "Add dates and restrictions..." and "Add a description...". Below these fields are buttons for "New", "Add Existing Activities", and "Bulk Edit". The "Add Existing Activities" dropdown menu is open, showing a list of activity types. The "External Learning Tools" option is highlighted with a red box.

The screenshot shows the Brightspace interface for a course titled "iseek 101". The left sidebar contains navigation options: Overview, Bookmarks, Course Schedule, and Table of Contents. The main content area is titled "iseek Course Level Example" and includes a field for "Add a module...". The "Add Activity" dialog box is open, showing a table of activities. The "Create New LTI Link" button is highlighted with a red box.

Activity Name	Tool
test A	Cloud Lti 13
Tutor.com - RWU	
VidGrid Portal	VidGrid LTI
VidGrid Student Record	VidGrid LTI
View Context	Pathstream - QA
Wooclap (launch)	

iseek 101

DevCoP Admin

Content

Classlist

Activities

Search Topics

Overview

Bookmarks

Course Schedule

Table of Contents

iseek Course Level Example

Add a module...

Create

Title *
IntelliWriter

LTI URL *
https://launch.intelliwriter.com/lti13/launch

Tool *
IntelliWriter

Create and Insert

Create

Cancel

Cancel

English 101

DevCoP Admin

Content

Classlist

Activities

Assessments

Links

Data Hub

Edit Course

Search Topics

Overview

Bookmarks

Course Schedule

Table of Contents

iseek Course Level Example

Add a module...

Demo Course Level Example

Print

Settings

Add dates and restrictions...

Add a description...

New

Add Existing Activities

Bulk Edit

General

IntelliWriter

External Learning Tool

Add a sub-module...

Topics saved successfully

File

Great Literary Analysis

✂ Cut

📄 Copy

👉 Paste

👉 Paste from Word

🔍 Find

↶ ↷

B

I

U

S

X

⌫ Delete

Size

A

Normal

🔗 Share

Show Comments

Comment

⛔

Check My Doc

Language: English

Grammar

Comments

Share

Resources

Stats

Clause concerns

Ignore Ignore All

.ppress But Scot ..

Cliches

Ignore Ignore All

one that sheds light on those W ..

Clause concerns

Ignore Ignore All

.vision Jay Gatsby ..

Punctuation concerns

Ignore Ignore All

.It riches That Ga ..

Punctuation concerns

Ignore Ignore All

.on of God s deity ..

Homonyms

Ignore Ignore All

.et these earthly treasure ..

Punctuation concerns

Ignore Ignore All

.on Gatsby as if m ..

Adverbs or adjectives

Ignore Ignore All

.e seemed so close t ..

Clause concerns

Ignore Ignore All

s.purse Unable to see ..

Clause concerns

Ignore Ignore All

The American Nightmare: Money's Hidden Curse

The American dream stands as a symbol for hope, prosperity, and happiness. But F. Scott Fitzgerald's *The Great Gatsby*, examines the American dream from a different perspective, one that sheds light on those who contort these principles to their own selfish fantasies. Fitzgerald renders Jay Gatsby as a man who takes the Dream too far, and becomes unable to distinguish his false life of riches from reality. This 'unique' American novel describes how humanity's insatiable desires for wealth and power subvert the idyllic principles of the American vision.

Jay Gatsby is the personification of limitless wealth and prestige, a shining beacon for the aspiring rich| Nick Carraway declares that there is "something glorious" about Gatsby, and that he is filled with "some heightened sensitivity to the promises of life"(8). It appears to mere mortals who are not blessed with riches, that Gatsby fulfills the American dream of achieving fame and fortune. But instead of being content with his greenbacks, Gatsby believes that he can replicate the "Platonic conception of himself" (89) and become the flawless god of wealth that he depicts. The American dream has many interpretations, but Gatsby latches onto the concept of wealth alone, failing to see that he can improve his character through hard work and toil as well. One understanding of the American dream, bettering oneself to achieve a higher social status, sadly spurs people like Gatsby to achieve social superiority through money, but never finding true happiness. Gatsby believes in this "unreality of reality" that "the rock of the world [is] founded securely on a fairy's wing" (89). Embedding himself within his dreams, Gatsby finds solace in his fantasy of wealth and the false joy of having it. Taking pleasure from such a materialistic idea dulls Gatsby's soul until it is as cold as the cash he covets so much. For Gatsby, like many upper class Americans, fails to realize that the American dream is not merely about wealth, but finding contentment in living, one luxury that Gatsby never achieves.

Instead of following the American dream of 'pursuing happiness' Gatsby focuses on using his assets to bring consumption to an otherwise empty life. This perversion of the American dream serves only to improve his 'image' to a society that initially rejects him when he is impoverished. It is Gatsby's belief that wealth makes him a 'son of God', a deity that carries out his 'Father's business' through the 'vast, vulgar, and meretricious beauty' (89) of possessing material objects irrelevant to happiness. To get these earthly treasures, he exploits the 'Land of Opportunity' and dabbles in illegal activities, a practice akin to modern corporate scandals. The true purpose of the American dream is lost upon Gatsby, as it makes "no sound" of warning upon his conscience, fading into an omen that becomes "uncommunicable forever" (100). Jay Gatsby's indecent ascension as a king of society depicts America as a land of the affluent, instead of the land of the free. In this counterfeit American, Gatsby's dream "must have seemed so close that he could hardly fail to grasp it" (159). But since he "[does] not know that it [is] already behind him" (159), Gatsby continues to seek contentment in

Need Assistance? Contact support@intelliwriter.com